

TRIO PVC

APPLICABLE

In public and residential buildings
 In heated, inhabited rooms
 In roof pitch range of 15°-90°
 Suitable on all common roofings with proper flashing

FEATURES

Centre pivot u-PVC roof window
 Triple glazing
 Toughened outer glass
 Excellent insulation
 High humidity resistance
 Maintenance free PVC profile
 Elegant bottom handle
 Two passive ventilation positions via handle
 Double gasket system between frame and sash
 Double Low-e coating
 Easy installation
 10 year guarantee

MATERIAL

Lead free PVC
 Steel reinforcement
 Polystyrene insulation insertion

COVER PARTS

Aluminium, lacquered, grey colour (RAL 7043)

HANDLE

Ergonomically designed moulded zinc handle, lacquered

HINGE

Pivot hinge



APY B1500

PANE

Construction	4-12-3HS-12-3H
Thickness of glazing (mm)	34
Low E	■ ■
Gas	Argon
Toughened	■
U _g (W/m ² K)	0.8
Total solar energy transmittance	0.55

WINDOW

U _w (W/m ² K)	1.1
Water tightness	E1500
Air permeability	Class 3
Resistance to wind load	Class C3
Sound reduction	33 (-1,-3) dB


COLOUR

White	■
-------	---

MEASURES

CODE	NOMINAL SIZE	FRAME EXTERNAL SIZE		PANE SIZE		VISIBLE GLASS		
		Width	Height	Width	Height	Width	Height	Effective Light Area m ²
C2A	55 x 78 cm	55 cm	77,8 cm	39,8 cm	64,9 cm	37,3 cm	59 cm	0.220
C4A	55 x 98 cm	55 cm	97,8 cm	39,8 cm	84,9 cm	37,3 cm	79 cm	0.295
F6A	66 x 118 cm	66 cm	117,8 cm	50,8 cm	104,9 cm	48,3 cm	99 cm	0.478
M4A	78 x 98 cm	78 cm	97,8 cm	62,8 cm	84,9 cm	60,3 cm	79 cm	0.476
M6A	78 x 118 cm	78 cm	117,8 cm	62,8 cm	104,9 cm	60,3 cm	99 cm	0.597
M8A	78 x 140 cm	78 cm	139,8 cm	62,8 cm	126,9 cm	60,3 cm	121 cm	0.729
S6A	114 x 118 cm	114 cm	117,8 cm	98,8 cm	104,9 cm	96,3 cm	99 cm	0.953

FLASHING RANGE FOR DIFFERENT ROOFING MATERIALS*



LSX

SLATE
 Suitable for slates and flat roofing, up to 8mm (max overall thickness is 16 mm)



TFX

TILE
 Suitable for low profile tiles and profiled materials between 16-50 mm




FTX

INTERLOCKING FLAT TILE
 Suitable for interlocking flat tiles between 16 and 50 mm.



UFU

UNIVERSAL
 Suitable for high profiled tiles and profiled materials between 16-120 mm



SSX

STANDING SEAM
 Suitable for standing seam steel sheet coverings

* Combi solutions are also available, please contact your dealer for details.

BLIND RANGE*



DUA

BLACKOUT




RHA

ROLLER



MIA

AWNING



SSR

ROLLER SHUTTER



*For the right product code of blinds, please take the type of blind, size of RW and colour code, e.g. DUA C2A 4219